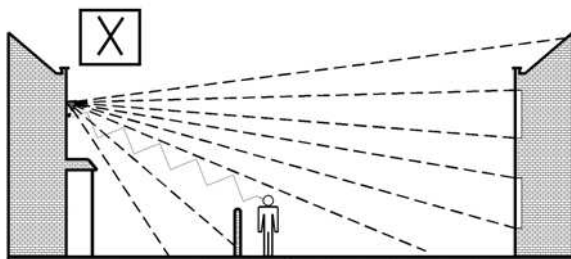
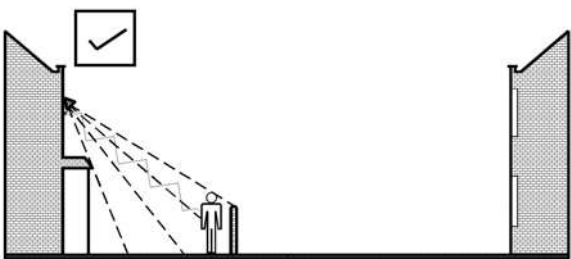


When aiming security lighting make sure you only light the area that needs lighting. The aim of the floodlight can easily be checked at night when you can see the actual area being lit.

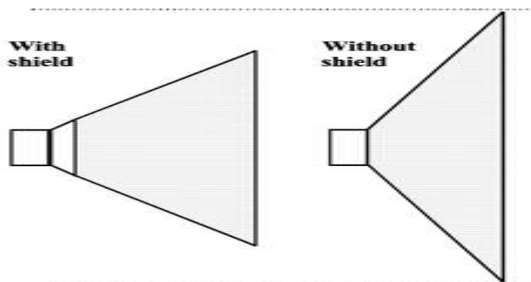


Be careful not to put light upwards into the night sky, onto other people's properties, or into windows as this can be very upsetting and a constant source of complaint.



If a neighbour does approach you about your security light listen carefully and try to understand their complaint. If you can adjust the light to shine in a different direction or angle it down to reduce the light onto or into their property tell them that is what you will do and when you will do the work.

If after adjusting the angle and aim of the floodlight it is still causing annoyance and upset then consider fitting a hood or shield to control and limit the light to the area to be lit.



The Institution of Lighting Engineers
Regent House, Regent Place
Rugby CV21 2PN
United Kingdom
Tel: 01788 576492, Fax 01785 540145
Email info@ile.org.uk www.ile.org.uk
Copyright © ILE 2003



Institution of Lighting Engineers

Domestic Security Lighting, Friend or Foe

Through this leaflet, we hope to help you overcome some of the problems and difficulties found when installing domestic security lights.

Since the first cave dweller discovered fire, mankind has used light as a defence against animals and other predators. It is now simple and cheap to provide and operate outdoor lighting, which would have amazed our ancestors by the amount of light produced.

Well designed, installed and maintained security lights bring comfort and well being to our lives providing us with a sense of security in our homes. However, much security lighting is installed without due consideration of its suitability for the task, its effect on neighbours, or the light it projects into the night time sky.

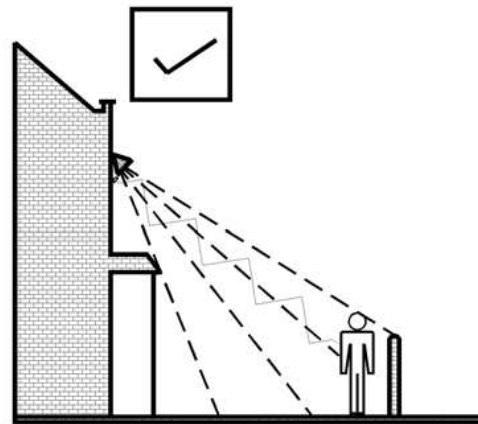
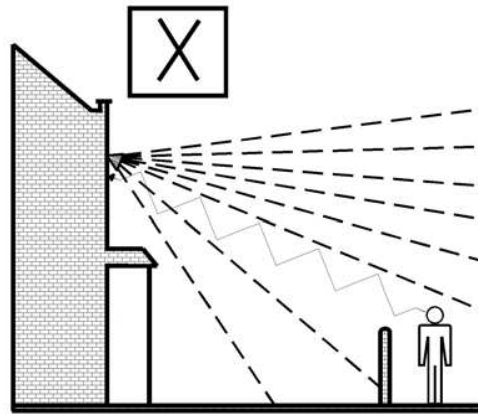
Domestic security lights should provide the minimum level of illumination necessary to light your own property. Whilst you may be happy with a light that illuminates half the street your neighbours may not.

Because of price and ease of installation, many people install tungsten halogen floodlights. These units can provide satisfactory security lighting if correctly installed and aimed. However, it is rarely necessary to use a lamp of greater than 2000 lumens (150w) in an urban setting and 1000 lumens (50w) in a rural setting. The use of a higher power only causes more glare and darker shadows. Glare affects our ability to see and dark shadows offer convenient hiding places for criminals.

Many security floodlights are fitted with detectors to sense the movement of intruders. Unfortunately, if badly installed, they also detect small animals roaming around the garden causing the light to switch on and off throughout the night. This can be a nuisance to neighbours. A light which flashes on and off all night can disturb sleep patterns.

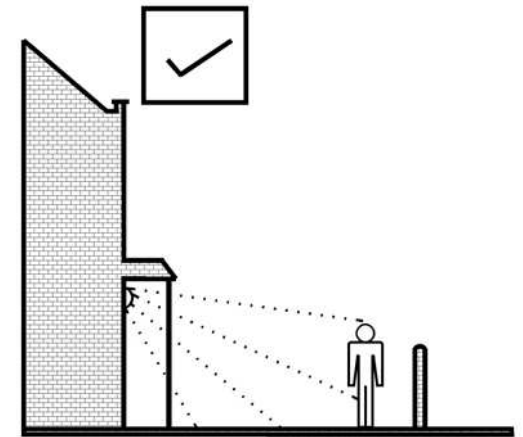
Movement detectors can be useful if they are correctly installed and aimed. Unfortunately, many low cost floodlights do not allow the detector to be separately aimed from the floodlight aiming point.

Remember, when buying such equipment, to check and see if the detector can be separately aimed or, better still, purchase a separate detector, which can be installed in the best position and correctly aimed to minimise unnecessary switching.



Floodlights and detectors should be aimed to only detect and light people on your property. They should not detect a person or animal walking down the street. If the floodlight is fitted with a timer, this should be adjusted to the minimum to reduce the operation of the light.

For many properties, a better solution for security lighting is to use a bulkhead or porch light fitted with a low power 600-900 lumens (9/11w) compact fluorescent lamp. These units can be left lit all night, providing all night security, for only a few pounds of electricity per year.



Besides being cheap to run, this type of light is kinder to the night time environment providing a gentle wash of light with reduced glare. Bulkhead and porch lights cast fewer shadows, reducing the hiding places for criminals. These units can also be fitted with a movement detector if required. These units are generally mounted lower and are therefore less susceptible to nuisance switching and complaints from neighbours.